

ON ACCESS & PO ESS & POWER IN INTEGRATION

— STREAMLINE DESIGN & DEPLOYMENT

 | Altronix


TRIVIVE™



Altronix
TROVE

Easily combine Altronix power and accessories with access controllers from the industry's leading manufacturers - Reducing installation and labor costs!

- Trove streamlines access control design and deployment, increasing profits and ROI.
- Removable backplanes allow you to configure and test prior to on-site installation.
- Trove enclosures are available in different sizes and configurations to meet your project scope – including wall mount, rack mount and outdoor models.
- **Pre-configured kits are available with power distribution, finger duct and wire assemblies.**
- Combine both access and intrusion modules for various brands - all in one enclosure, for added value!
- Optional LINQ™ Networked Power Management Technology allows you remotely monitor, control and report power/diagnostics, streamlining service and maintenance operations by leveraging the network.
- Altronix products are TAA & NDAA compliant
- Our free online Trove System Design tool simplifies the design and product selection process: www.altronix.com/system_design_tools/trove





TROVE1

- Knockouts accommodate up to 1.5" conduit
 - Accommodates two (2) 12VDC/7AH batteries
- Dimensions: 18" H x 14.5" W x 4.625" D

TROVE2

- Knockouts accommodate up to 2.0" conduit
 - Accommodates four (4) 12VDC/12AH batteries
- Dimensions: 27.25" H x 21.75" W x 6.5" D

| Altronix Model | Power Supply/Charger(s) | Description/Sub-Assemblies | System Capacity | Compatible Azure Models | |
|---|-------------------------|----------------------------|-----------------|-----------------------------------|--|
| <i>Trove 1 Series - Accommodates Altronix Distribution with Controllers</i> | | | | | |
| TROVE1AA1 | N/A | Enclosure + Backplane | 4-Doors | BLU-IC2, BLU-IC4, BLU-IO168, RI2M | |
| TAA1 | N/A | Backplane only | | | |
| <i>Trove 1 Series Pre-assembled Kits</i> | | | | | |
| T1AAK34S | AL600ULXB | ACM4, VR6, PDS8 | 4-Doors | | |
| T1AAK3F4S | eFlow6NB | | | | |
| T1AAK34SD | AL600ULXB | ACM4CB, VR6, PDS8CB | | | |
| T1AAK3F4SD | eFlow6NB | | | | |
| <i>220VAC units available upon request, add suffix "V" (T1AAK14SV)</i> | | | | | |



T1AAK3F4S
8-Door Access System with Power


| Altronix Model | Power Supply/Charger(s) | Description/Sub-Assemblies | System Capacity | Compatible Azure Models | |
|---|-------------------------|----------------------------|-----------------|-----------------------------------|--|
| Trove 2 Series - Accommodates Altronix Distribution with Controllers | | | | | |
| TROVE2AA2 | N/A | Enclosure + Backplane | 8-Doors | BLU-IC2, BLU-IC4, BLU-I0168, RI2M | |
| TAA2 | N/A | Backplane only | | | |
| Trove 2 Series Pre-assembled Kits | | | | | |
| T2AAK78S | AL1024ULXB2 | ACMS8, VR6, PDS8 | 8-Doors | | |
| T2AAK7F8S | eFlow104NB | | | | |
| T2AAK78SD | AL1024ULXB2 | ACMS8CB, VR6, PDS8CB | | | |
| T2AAK7F8SD | eFlow104NB | | | | |
| 220VAC units available upon request, add suffix "V" (T2AAK7FSV) | | | | | |



T2AAK7F8SD
 8-Door Access System with Power


Pre-wired Access and Power Integration Kits

| Altronix Model | Description | System Capacity | Compatible Azure Models |
|---|--|-----------------|-------------------------|
| <i>Trove1 Series - Includes Power Distribution, Wire Assemblies for Controllers and Wire Magnets for Management</i> | | | |
| <i>Fuse Protected Models</i> | | | |
| T1AA3CK1 | Trove1AA1 with eFlow6NB, ACM4, VR6, PDS8, RSB1 | 4-Doors | 1 - BLU-IC4 |
| T1AA3CK2 | Trove1AA1 with eFlow6NB, ACM4, VR6, PDS8, RSB1 | 4-Doors | 1 - BLU-IC2, 1 - RI2M |
| T1AA3CK3 | Trove1AA1 with eFlow6NB, ACM4, VR6, PDS8, RSB1 | 4-Doors | 2 - RI2M |
| <i>PTC Protected Models</i> | | | |
| T1AA3CK1D | Trove1AA1 with eFlow6NB, ACM4CB, VR6, PDS8, RSB1 | 4-Doors | 1 - BLU-IC4 |
| T1AA3CK2D | Trove1AA1 with eFlow6NB, ACM4CB, VR6, PDS8, RSB1 | 4-Doors | 1 - BLU-IC2, 1 - RI2M |
| T1AA3CK3D | Trove1AA1 with eFlow6NB, ACM4CB, VR6, PDS8, RSB1 | 4-Doors | 2 - RI2M |
| 220VAC units available upon request, add suffix "V" (T1AA3CK2V) | | | |




Pre-wired Rack Access and Power Integration Kits

| Altronix Model | Description | System Capacity | Compatible Azure Models |
|--|---|-----------------|-------------------------|
| <i>Trove1R Series - Includes Power Distribution, Wire Assemblies for Controllers and Wire Magnets for Management</i> | | | |
| <i>Fuse Protected Models</i> | | | |
| T1RAA3CK1 | Trove1AA1R with eFlow6NB, ACM4, VR6, PDS8, RSB1 | 4-Doors | 1- BLU-IC4 |
| T1RAA3CK2 | Trove1AA1R with eFlow6NB, ACM4, VR6, PDS8, RSB1 | 4-Doors | 1- BLU-IC2, 1 - RI2M |
| T1RAA3CK3 | Trove1AA1R with eFlow6NB, ACM4, VR6, PDS8, RSB1 | 4-Doors | 2 - RI2M |
| <i>PTC Protected Models</i> | | | |
| T1RAA3CK1D | Trove1AA1R with eFlow6NB, ACM4CB, VR6, PDS8, RSB1 | 4-Doors | 1- BLU-IC4 |
| T1RAA3CK2D | Trove1AA1R with eFlow6NB, ACM4CB, VR6, PDS8, RSB1 | 4-Doors | 1- BLU-IC2, 1 - RI2M |
| T1RAA3CK3D | Trove1AA1R with eFlow6NB, ACM4CB, VR6, PDS8, RSB1 | 4-Doors | 2 - RI2M |
| 220VAC units available upon request, add suffix "V" (T1RAA3CK2V) | | | |




Power Supply/Chargers for TROVE Series

| Altronix Model | Total Output Power | Number of Outputs | Built-in Battery Charger | Input | Dimensions (L x W x H) |
|--|--|-------------------------------------|--------------------------|--------------------|-------------------------|
| ULXB Series Power Supply/Chargers | | | | | |
| AL400ULXB2 | 12VDC @ 4A or 24VDC @ 3A | 1 | SLA | 115VAC | 7.1" x 4.5" x 1.44" |
| AL600ULXB | 12VDC or 24VDC @ 6A | | | | 7.1" x 4.5" x 2.6" |
| AL1012ULXB | 12VDC @ 10A | | | | 7.5" x 4.5" x 2.25" |
| AL1024ULXB2 | 24VDC @ 10A | | | | 8.4" x 4.5" x 1.95" |
| AL400ULXB2V | 12VDC @ 4A or 24VDC @ 3A | | | 220VAC | 7.1" x 4.5" x 1.44" |
| AL600ULXB220 | 12VDC or 24VDC @ 6A | | | | 7.1" x 4.5" x 2.6" |
| AL1012ULXB220 | 12VDC @ 10A | | | | 7.5" x 4.5" x 2.25" |
| AL1024ULXB2V | 24VDC @ 10A | | | | 8.4" x 4.5" x 1.95" |
| eFlow Series Power Supply/Chargers | | | | | |
| eFlow4NB | 12VDC or 24VDC @ 4A | 1 Main Output, 1Aux. Output (1A) | SLA | 115VAC | 7.5" x 4.6" x 1.75" |
| eFlow6NB | 12VDC or 24VDC @ 6A | | | | 7.5" x 4.6" x 1.75" |
| eFlow102NB | 12VDC @ 10A | | | | 7.5" x 4.6" x 1.75" |
| eFlow104NB | 24VDC @ 10A | | | | 8.25" x 4.56" x 1.75" |
| eFlow4NBV | 12VDC or 24VDC @ 4A | | | 220VAC | 7.5" x 4.6" x 1.75" |
| eFlow6NBV | 12VDC or 24VDC @ 6A | | | | 7.5" x 4.6" x 1.75" |
| eFlow102NBV | 12VDC @ 10A | | | | 7.5" x 4.6" x 1.75" |
| eFlow104NBV | 24VDC @ 10A | | | | 8.25" x 4.56" x 1.75" |
| Tango PoE Driven Power Supply/Charger | | | | | |
| Tango1B | 12VDC up to 6.25A (75W) and 24VDC up to 3A (75W) | 2 | LiFePO4 | 90W 802.3bt PoE | 7.625" x 4.125" x 1.25" |



AL600ULXB



eFlow104NB

PoE Power Sourcing Equipment

| Altronix Model | Description |
|----------------|--|
| NetWay1BT | Single Port 802.3bt Converter/Injector - 115/230VAC Input, 90W Output |
| NetWay8BT | 8-Port Managed 802.3bt Midspan Injector supplies 90W per port (480W total power) |



NetWay1BT



NetWay8BT

| Altronix Model | Description | Number of Outputs | Dimensions |
|-----------------------|---|-------------------|------------------------|
| ACM4 / ACM4CB | 4-Output Access Power Controller | 4 | 5.175" x 3.36" x 1.25" |
| ACM8 / ACM8CB | 8-Output Access Power Controller | 8 | 8" x 4.5" 1.25" |
| ACMS8 / ACMS8CB | Dual Input, 8-Output Access Power Controller | 8 | 8" x 4.5" 1.25" |
| ACMS8K1 / ACMS8CBK1 | Dual Input, 8-Output Access Power Controller and Voltage Regulator Kit | 8 | 8" x 4.5" 2.125" |
| ACMS12 / ACMS12CB | Dual Input, 12-Output Access Power Controller | 12 | 8" x 4.5" 1.25" |
| LINQ8PD / LINQ8PDCB | Dual Input, 8-Output Network Power Distribution Module - Control, Monitor and report Power/Diagnostics | 8 | 5.5" x 3.625" x 1.25" |
| LINQ8ACM / LINQ8ACMCB | Dual Input, 8-Output Network Power Access Power Controller - Control, Monitor and report Power/Diagnostics | 8 | 8" x 4.5" x 1.25" |
| LPD | Low Power Disconnect Module (12/24VDC input) | N/A | 2" x 2.75" 1" |
| M0M5 | 5-Output Power Distribution Module with Fire Alarm Interface | 5 | 5.25" x 3.5" x 1" |
| NETWAY5A | 5-Port Switch Board Facilitates Network Drops (10/100) | 5 | 5.625" x 3.5" x 1" |
| NETWAY5B | 5-Port Switch Board Facilitates Network Drops (10/100/100) | 5 | 5.625" x 3.5" x 1" |
| NETWAY5P | 5-Port Hardened PoE+ Switch Board | 5 | 5.6" x 3.6" x 0.75" |
| NETWAY5PQ | 5-Port Hardened Managed PoE+ Switch Board | 5 | 5.6" x 3.6" x 0.75" |
| PD4UL / PD4ULCB | 4-Output Power Distribution Module | 4 | 5.21" x 3.25" x 1" |
| PD8UL / PD8ULCB | 8-Output Power Distribution Module | 8 | 5.21" x 3.25" x 1" |
| PDS8 / PDS8CB | Dual Input, 8-Output Power Distribution Module | 8 | 5.375" x 3" x 1" |
| PDS8K1 / PDS8CBK1 | Dual Input, 8-Output Power Distribution Module and Voltage Regulator Kit | 8 | 5.375" x 3" x 2" |
| PD16W / PD16WCB | 16-Output Power Distribution Module | 16 | 5.875" x 6" x 0.95" |
| PDS16 / PDS16CB | Dual Input, 16-Output Power Distribution Module | 16 | 5.375" x 3" x 1" |
| VR6 | Stackable Voltage Regulator Converts a 24VDC input to 5VDC or 12VDC at 6A | 1 | 5.375" x 3" x 1" |
| VR10 | Stackable Voltage Regulator Converts a 24VDC input to 5VDC or 12VDC at 10A | 1 | 5.375" x 3" x 1" |



Stackable sub-assemblies save valuable enclosure space, allowing for more power distribution and access controllers.

Optional Accessories for TROVE Series

| Altronix Model | Description | |
|----------------|--|---|
| BL3 | 18" Battery Leads (black and red) | |
| BL4 | 8" Battery Series Jumper (yellow) | |
| BL6 | 68" Battery Leads (black and red) | |
| BR1 | Add-on mounting bracket. Mount additional Altronix sub-assemblies to the enclosure's side wall. | |
| BT126 | 12VDC / 7AH Rechargeable Battery | |
| BT1212 | 12VDC / 12AH Rechargeable Battery | |
| BTL125 | Rechargeable 12V Lithium Iron Phosphate (LiFePO4) Battery |  |
| CLK1 | Thumb Lock. Fits Trove1, Trove2 and Trove3 enclosures. |  |
| DNP1 | Altronix DIN Rail Adapter Plate accommodates the following sub-assemblies: ACM4(CB), ACM8(CB), ACM8(CB), ACMS8(CB), ACMS12(CB), LINQ8PD(CB), LINQ8ACM(CB), MOM5, NETWAY5A, NETWAY5B, NETWAY5P, NETWAY5PQ, PD4UL(CB), PD8UL(CB), PDS8(CB), PDS16(CB) |  |
| GB1 | Altronix Adapter Plate for Genetec Synergis Cloud Link (For Mercury and HID/Vertx) | |
| MM4 | Mounting Magnets. 26 lbs. holding force. Pack of 4. | |
| MM8 | Mounting Magnets. 26 lbs. holding force. Pack of 8. | |
| MM12 | Mounting Magnets. 26 lbs. holding force. Pack of 12. | |
| MM24 | Mounting Magnets. 26 lbs. holding force. Pack of 24. | |
| PSC1 | Power Supply Protective Cover (Includes standoffs) |  |
| RSB1 | Rocker Switch with Bracket - Includes single Master Power ON/OFF Switches and Wires | |
| RSB2 | Rocker Switches with Bracket - Includes two (2) Master Power ON/OFF Switches and Wires |  |
| SPACER1 | 5/8" Nylon female/female spacers (standoffs) with 6/32 screws. Pack of 25. | |
| SPACER3 | 5/8" Aluminum female/female spacers (standoffs) with 6/32 screws. Pack of 25. | |
| SPACER4 | 5/8" Nylon male/female spacers (standoffs) with 6/32 screws. Pack of 25. | |
| SPACER5 | 5/8" Nylon snap-on spacers (standoffs) with 6/32 screws. Pack of 32. | |
| SPACER6 | 1" Aluminum female/female spacers (standoffs) with 6/32 screws. Pack of 4. | |
| SPACER7 | 5/8" Aluminum male/female spacers (standoffs) with 6/32 screws. Pack of 25. | |
| SPACER8 | 1" Nylon female/female spacers (standoffs) with 6/32 screws. Pack of 4. | |
| SPACER9 | 5/8" Aluminum spacers (standoffs) with 4/40 screws. Pack of 8. | |
| WM5 | Magnetic cable tie mount. Accommodates standard zip ties. 16 lbs. holding force. Pack of 5. |  |
| WM10 | Magnetic cable tie mount. Accommodates standard zip ties. 16 lbs. holding force. Pack of 10. | |
| WM25 | Magnetic cable tie mount. Accommodates standard zip ties. 16 lbs. holding force. Pack of 25. | |
| WM100 | Magnetic cable tie mount. Accommodates standard zip ties. 16 lbs. holding force. Pack of 100. | |

BTL125

CLK1

DNP1

PSC1

RSB2

WM5

Rev. 0124

ER INTEGRATIO GRATION ACCE CESS & POWER



140 58th Street | Brooklyn, NY 11220 | 718.567.8181 | info@altronix.com