

ON ACCESS & PO  
ESS & POWER IN  
INTEGRATION

— STREAMLINE DESIGN & DEPLOYMENT

 | Altronix

TRIVIVE™

The background of the advertisement is a large, dark image of an Altronix TROVE access control enclosure. The enclosure is shown from a three-quarter perspective, with its front door open to the right. Inside, several blue printed circuit boards (PCBs) are visible, mounted on a backplane. The boards are densely packed with electronic components, including integrated circuits, capacitors, and connectors. The enclosure itself is a dark, industrial-grade metal cabinet with a prominent handle on the front door. The overall lighting is dramatic, highlighting the intricate details of the internal hardware against the dark background of the enclosure and the surrounding environment.

Altronix  
**TROVE**

---

Easily combine Altronix power and accessories with access controllers from the industry's leading manufacturers - Reducing installation and labor costs!

---

- Trove streamlines access control design and deployment, increasing profits and ROI.
- Removable backplanes allow you to configure and test prior to on-site installation.
- Trove enclosures are available in different sizes and configurations to meet your project scope – including wall mount, rack mount and outdoor models.
- **Pre-configured kits are available with power distribution, finger duct and wire assemblies.**
- Combine both access and intrusion modules for various brands - all in one enclosure, for added value!
- Optional LINQ™ Networked Power Management Technology allows you remotely monitor, control and report power/diagnostics, streamlining service and maintenance operations by leveraging the network.
- Altronix products are TAA & NDAA compliant
- Our free online Trove System Design tool simplifies the design and product selection process: [www.altronix.com/system\\_design\\_tools/trove](http://www.altronix.com/system_design_tools/trove)



### TROVE2

- Knockouts accommodate up to 2.0" conduit
  - Accommodates four (4) 12VDC/12AH batteries
- Dimensions: 27.25" H x 21.75" W x 6.5" D

### TROVE3

- Knockouts accommodate up to 2.0" conduit
  - Accommodates four (4) 12VDC/12AH batteries
- Dimensions: 36.12" H x 30.12" W x 7.06" D


### TROVE RACK MOUNT

- 2U, 24" or 36" deep rack drawer on extendable rails
  - Integrated Z bracket on rear facilitates wiring
- Dimensions: 3.375" H x 19" W x 24" D



Altronix Model	Power Supply/Charger(s)	Description/Sub-Assemblies	System Capacity	Compatible Pro-Watch Models	Compatible WinPak Models		
<b>Trove 2 Series - Accommodates Altronix Power and Distribution with Controllers</b>							
TROVE2HW2	N/A	Enclosure + Backplane	10-Doors	PRO42IC, PRO42R2, PRO42IN, PRO42OUT	PW7K1IC, PW7K1R2, PW7K1IN, PW7K1OUT		
THW2	N/A	Backplane only					
<b>Trove 2 Series Pre-assembled Kits</b>							
T2HWK78	AL1024ULXB2	ACM8, VR6, PDS8	8-Doors				
T2HWK7F8	eFlow104NB						
T2HWK78D	AL1024ULXB2	ACM8CB, VR6, PDS8CB					
T2HWK78D	eFlow104NB						
<b>Trove 3 Series - Accommodates Altronix Power and Distribution with Controllers</b>							
TROVE3HW3	N/A	Enclosure + Backplane	16-Doors				
THW3	N/A	Backplane only					
<b>Trove 3 Series Pre-assembled Kits</b>							
T3HWK7516	AL1024ULXB2, AL1012ULXB	2-ACM8, PD8UL, RSB2	16-Doors				
T3HWK75F16	eFlow104NB, eFlow102NB						
T3HWK7516D	AL1024ULXB2, AL1012ULXB	2-ACM8CB, PD8ULCB, RSB2					
T3HWK7516D	eFlow104NB, eFlow102NB						
T3HWK77F24S	2-eFlow104NB	2-ACMS12, 2-PDS16, RSB2	24-Doors				
T3HWK77F24SD	2-eFlow104NB	2-ACMS12CB, 2-PDS16CB, RSB2					
<b>Trove 2 and Trove 3 Door Backplane - Accommodates Controllers</b>							
THWD2	N/A	Door Backplane only	12-Doors				

220VAC units available upon request, add suffix "V" (T2HWK78V)




**T2HWK78**  
8-Door Access System with Power

## Pre-configured Access and Power Integration Kits

Altronix Model	Description	System Capacity	Compatible ProWatch Models	Compatible WinPak Models
<b>Trove2 Series - Includes Power Distribution, Wire Assemblies for Controllers and Finger-duct for Wire Management</b>				
<b>Fuse Protected Models</b>				
T2HW7LXK1	Trove2HW2 with AL1024ULXB2, ACMS8, VR6, PDS8, RSB2	8-Doors	1-PRO42IC, 3-PRO42R2	1-PW7K1IC, 3-PW7K1R2
T2HW7LXK3			4-PRO42R2	4-PW7K1R2
T2HW7XK1	Trove2HW2 with eFlow104NB, ACMS8, VR6, PDS8, RSB2		1-PRO42IC, 3-PRO42R2	1-PW7K1IC, 3-PW7K1R2
T2HW7XK3			4-PRO42R2	4-PW7K1R2
<b>PTC Protected Models</b>				
T2HW7LXK1D	Trove2HW2 with AL1024ULXB2, ACMS8CB, VR6, PDS8CB, RSB2	8-Doors	1-PRO42IC, 3-PRO42R2	1-PW7K1IC, 3-PW7K1R2
T2HW7LXK3D			4-PRO42R2	4-PW7K1R2
T2HW7XK1D	Trove2HW2 with eFlow104NB, ACMS8CB, VR6, PDS8CB, RSB2		1-PRO42IC, 3-PRO42R2	1-PW7K1IC, 3-PW7K1R2
T2HW7XK3D			4-PRO42R2	4-PW7K1R2
<b>Trove3 Series - Includes Power Distribution, Wire Assemblies for Controllers and Finger-duct for Wire Management</b>				
<b>Fuse Protected Models</b>				
T3HW75LXK1	Trove3HW3 with AL1012ULXB, AL1024ULXB2, 2-ACMS8, 2-PDS8, RSB1	16-Doors	1-PRO42IC, 7-PRO42R2	1-PW7K1IC, 7-PW7K1R2
T3HW75LXK3			8-PRO42R2	8-PW7K1R2
T3HW75XK1	Trove3HW3 with eFlow102NB, eFlow104NB, 2-ACMS8, 2-PDS8, RSB1		1-PRO42IC, 7-PRO42R2	1-PW7K1IC, 7-PW7K1R2
T3HW75XK1			8-PRO42R2	8-PW7K1R2
<b>PTC Protected Models</b>				
T3HW75LXK1D	Trove3HW3 with AL1012ULXB, AL1024ULXB2, 2-ACMS8CB, 2-PDS8CB, RSB1	16-Doors	1-PRO42IC, 7-PRO42R2	1-PW7K1IC, 7-PW7K1R2
T3HW75LXK3D			8-PRO42R2	8-PW7K1R2
T3HW75XK1D	Trove3HW3 with eFlow102NB, eFlow104NB, 2-ACMS8CB, 2-PDS8CB, RSB1		1-PRO42IC, 7-PRO42R2	1-PW7K1IC, 7-PW7K1R2
T3HW75XK3D			8-PRO42R2	8-PW7K1R2

220VAC units available upon request, add suffix "V" (T2HW7LXK1V)





Altronix Model	Power Supply/Charger(s)	Description/Sub-Assemblies	System Capacity	Compatible ProWatch Models	Compatible WinPak Models
<i>Honeywell Trove 2R Series - Accommodates Altronix Power and Distribution with Controllers</i>					
TROVE1HW1R	N/A	2U Rack 19" Depth Enclosure + Backplane	8-Doors	PRO42IC, PRO42R2, PRO42IN, PRO42OUT	PW7K1IC, PW7K1R2, PW7K1IN, PW7K1OUT
<i>Trove 2R Series Pre-assembled Kits</i>					
T1RHW34	AL600ULXB	ACM4, VR6, PDS8	4-Doors		
T1RHW3F4	eFlow6NB				
T1RHW34D	AL600ULXB	ACM4CB, VR6, PDS8CB	4-Doors		
T1RHW34D	eFlow6NB				

220VAC units available upon request, add suffix "V" (T2RSH3F8V)




**T1RHW3F4**  
4-Door Rack Mount Access System with Power




**Optional Accessory:**  
- RE2 - Rack Mount Battery Enclosure (2U)  
Accommodates up to four (4) 12VDC/7AH batteries

## Power Supply/Chargers for TROVE Series

Altronix Model	Total Output Power	Number of Outputs	Built-in Battery Charger	Input	Dimensions (L x W x H)
<b>ULXB Series Power Supply/Chargers</b>					
AL400ULXB2	12VDC @ 4A or 24VDC @ 3A	1	SLA	115VAC	7.1" x 4.5" x 1.44"
AL600ULXB	12VDC or 24VDC @ 6A				7.1" x 4.5" x 2.6"
AL1012ULXB	12VDC @ 10A				7.5" x 4.5" x 2.25"
AL1024ULXB2	24VDC @ 10A				8.4" x 4.5" x 1.95"
AL400ULXB2V	12VDC @ 4A or 24VDC @ 3A			220VAC	7.1" x 4.5" x 1.44"
AL600ULXB220	12VDC or 24VDC @ 6A				7.1" x 4.5" x 2.6"
AL1012ULXB220	12VDC @ 10A				7.5" x 4.5" x 2.25"
AL1024ULXB2V	24VDC @ 10A				8.4" x 4.5" x 1.95"
<b>eFlow Series Power Supply/Chargers</b>					
eFlow4NB	12VDC or 24VDC @ 4A	1 Main Output, 1Aux. Output (1A)	SLA	115VAC	7.5" x 4.6" x 1.75"
eFlow6NB	12VDC or 24VDC @ 6A				7.5" x 4.6" x 1.75"
eFlow102NB	12VDC @ 10A				7.5" x 4.6" x 1.75"
eFlow104NB	24VDC @ 10A				8.25" x 4.56" x 1.75"
eFlow4NBV	12VDC or 24VDC @ 4A			220VAC	7.5" x 4.6" x 1.75"
eFlow6NBV	12VDC or 24VDC @ 6A				7.5" x 4.6" x 1.75"
eFlow102NBV	12VDC @ 10A				7.5" x 4.6" x 1.75"
eFlow104NBV	24VDC @ 10A				8.25" x 4.56" x 1.75"
<b>Tango PoE Driven Power Supply/Charger</b>					
Tango1B	12VDC up to 6.25A (75W) and 24VDC up to 3A (75W)	2	LiFePO4	90W 802.3bt PoE	7.625" x 4.125" x 1.25"



AL600ULXB



eFlow104NB

## PoE Power Sourcing Equipment

Altronix Model	Description
NetWay1BT	Single Port 802.3bt Converter/Injector - 115/230VAC Input, 90W Output
NetWay8BT	8-Port Managed 802.3bt Midspan Injector supplies 90W per port (480W total power)




NetWay1BT



NetWay8BT



Altronix Model	Description	Number of Outputs	Dimensions
ACM4 / ACM4CB	4-Output Access Power Controller	4	5.175" x 3.36" x 1.25"
ACM8 / ACM8CB	8-Output Access Power Controller	8	8" x 4.5" 1.25"
ACMS8 / ACMS8CB	Dual Input, 8-Output Access Power Controller	8	8" x 4.5" 1.25"
ACMS8K1 / ACMS8CBK1	Dual Input, 8-Output Access Power Controller and Voltage Regulator Kit	8	8" x 4.5" 2.125"
ACMS12 / ACMS12CB	Dual Input, 12-Output Access Power Controller	12	8" x 4.5" 1.25"
LINQ8PD / LINQ8PDCB	Dual Input, 8-Output Network Power Distribution Module - Control, Monitor and report Power/Diagnostics	8	5.5" x 3.625" x 1.25"
LINQ8ACM / LINQ8ACMCB	Dual Input, 8-Output Network Power Access Power Controller - Control, Monitor and report Power/Diagnostics	8	8" x 4.5" x 1.25"
LPD	Low Power Disconnect Module (12/24VDC input)	N/A	2" x 2.75" 1"
MOM5	5-Output Power Distribution Module with Fire Alarm Interface	5	5.25" x 3.5" x 1"
NETWAY5A	5-Port Switch Board Facilitates Network Drops (10/100)	5	5.625" x 3.5" x 1"
NETWAY5B	5-Port Switch Board Facilitates Network Drops (10/100/100)	5	5.625" x 3.5" x 1"
NETWAY5P	5-Port Hardened PoE+ Switch Board	5	5.6" x 3.6" x 0.75"
NETWAY5PQ	5-Port Hardened Managed PoE+ Switch Board	5	5.6" x 3.6" x 0.75"
PD4UL / PD4ULCB	4-Output Power Distribution Module	4	5.21" x 3.25" x 1"
PD8UL / PD8ULCB	8-Output Power Distribution Module	8	5.21" x 3.25" x 1"
PDS8 / PDS8CB	Dual Input, 8-Output Power Distribution Module	8	5.375" x 3" x 1"
PDS8K1 / PDS8CBK1	Dual Input, 8-Output Power Distribution Module and Voltage Regulator Kit	8	5.375" x 3" x 2"
PD16W / PD16WCB	16-Output Power Distribution Module	16	5.875" x 6" x 0.95"
PDS16 / PDS16CB	Dual Input, 16-Output Power Distribution Module	16	5.375" x 3" x 1"
VR6	Stackable Voltage Regulator Converts a 24VDC input to 5VDC or 12VDC at 6A	1	5.375" x 3" x 1"
VR10	Stackable Voltage Regulator Converts a 24VDC input to 5VDC or 12VDC at 10A	1	5.375" x 3" x 1"



Stackable sub-assemblies save valuable enclosure space, allowing for more power distribution and access controllers.

## Optional Accessories for TROVE Series

Altronix Model	Description	
BL3	18" Battery Leads (black and red)	
BL4	8" Battery Series Jumper (yellow)	
BL6	68" Battery Leads (black and red)	
BR1	Add-on mounting bracket. Mount additional Altronix sub-assemblies to the enclosure's side wall.	
BT126	12VDC / 7AH Rechargeable Battery	
BT1212	12VDC / 12AH Rechargeable Battery	
BTL125	Rechargeable 12V Lithium Iron Phosphate (LiFePO4) Battery	
CLK1	Thumb Lock. Fits Trove1, Trove2 and Trove3 enclosures.	
DNP1	Altronix DIN Rail Adapter Plate accommodates the following sub-assemblies: ACM4(CB), ACM8(CB), ACM8(CB), ACMS8(CB), ACMS12(CB), LINQ8PD(CB), LINQ8ACM(CB), MOM5, NETWAY5A, NETWAY5B, NETWAY5P, NETWAY5PQ, PD4UL(CB), PD8UL(CB), PDS8(CB), PDS16(CB)	
GB1	Altronix Adapter Plate for Genetec Synergis Cloud Link (For Mercury and HID/Vertx)	
MM4	Mounting Magnets. 26 lbs. holding force. Pack of 4.	
MM8	Mounting Magnets. 26 lbs. holding force. Pack of 8.	
MM12	Mounting Magnets. 26 lbs. holding force. Pack of 12.	
MM24	Mounting Magnets. 26 lbs. holding force. Pack of 24.	
PSC1	Power Supply Protective Cover (Includes standoffs)	
RSB1	Rocker Switch with Bracket - Includes single Master Power ON/OFF Switches and Wires	
RSB2	Rocker Switches with Bracket - Includes two (2) Master Power ON/OFF Switches and Wires	
SPACER1	5/8" Nylon female/female spacers (standoffs) with 6/32 screws. Pack of 25.	
SPACER3	5/8" Aluminum female/female spacers (standoffs) with 6/32 screws. Pack of 25.	
SPACER4	5/8" Nylon male/female spacers (standoffs) with 6/32 screws. Pack of 25.	
SPACER5	5/8" Nylon snap-on spacers (standoffs) with 6/32 screws. Pack of 32.	
SPACER6	1" Aluminum female/female spacers (standoffs) with 6/32 screws. Pack of 4.	
SPACER7	5/8" Aluminum male/female spacers (standoffs) with 6/32 screws. Pack of 25.	
SPACER8	1" Nylon female/female spacers (standoffs) with 6/32 screws. Pack of 4.	
SPACER9	5/8" Aluminum spacers (standoffs) with 4/40 screws. Pack of 8.	
WM5	Magnetic cable tie mount. Accommodates standard zip ties. 16 lbs. holding force. Pack of 5.	
WM10	Magnetic cable tie mount. Accommodates standard zip ties. 16 lbs. holding force. Pack of 10.	
WM25	Magnetic cable tie mount. Accommodates standard zip ties. 16 lbs. holding force. Pack of 25.	
WM100	Magnetic cable tie mount. Accommodates standard zip ties. 16 lbs. holding force. Pack of 100.	

BTL125

CLK1

DNP1

PSC1

RSB2

WM5

Rev. 0124

# ER INTEGRATIO GRATION ACCE CESS & POWER



140 58th Street | Brooklyn, NY 11220 | 718.567.8181 | [info@altronix.com](mailto:info@altronix.com)