

T3M77CK1Q (Pre-wired Kit)

Access and Power Integration Solution for Mercury



Altronix T3M77CK1Q is a 16-door access and power integration kit which includes Altronix power and sub-assemblies along with factory installed wire management and wire assemblies that are pre-configured with terminal blocks for Mercury hardware. This unit provides ample power and dual voltage outputs to support Mercury platform controllers and locking devices. The T3M77CK1Q accommodates up to one (1) Intelligent Dual Reader Controller and seven (7) Dual Reader Interface Modules. Trove Plus simplifies field installations and provides reliable, robust critical power and control for the most demanding applications.

***Also compatible with these authentic Mercury partners:**

AccessNsite, Avigilon, BadgePass, BluBox, Feenics, Genetec, Identicon, IMRON, Johnson Controls, Kastle, Keri Systems, LockState, Maxxess, Midpoint Security, NLSS, Open Options, Panasonic i-PRO MonitorCast, Quintron, RS2, S2 Security, Schneider Electric, Vanderbilt.



T3M77CK1Q - includes (2) eFlow104NB, (2) LINQ8ACM, (2) VR6, (2) LINQ8PD, wire harnesses and management

Mercury boards are not included

Key Features

- Accommodates the following Mercury controllers:
 - 1 - LP1502 / LP4502 and 7 - MR52
- Programmable Features:
 - Fail-safe, fail-secure or auxiliary outputs
 - High & low voltage & current monitoring by output
 - Battery back-up by output
 - Any combination of the above
 - Monitor power supplies' input for voltage & current limits
 - Programmable timer events, user levels
 - Enable or disable alerts by type
 - Programmable alert reporting delay
- Unit includes:
 - Removable backplane
 - Custom wire harnesses for power distribution and controller connections
 - Custom wire assemblies for power distribution with terminal blocks for controller connections
- Convenient knockout configuration:
 - One (1) single knockout 2.415" (2" Conduit)
 - Two (2) double knockouts 1.948" (1.5" Conduit) / 1.701" (1.25" Conduit)
 - Thirteen (13) double knockouts 1.362" (1" Conduit) / 1.115" (3/4" Conduit)
- Supervision
 - AC Fail
 - Low Battery and Battery Presence
 - Low power shutdown
- 16 gauge galvanized steel backplane simplifies board layout and wire management
- Enclosure accommodates up to four (4) 12VDC/12AH batteries
- CE European Conformity
- Lifetime Warranty*

**Altronix Power Supply/Chargers and Sub-Assemblies only*

Specifications

Two (2) Power Supplies (eFlow104NB):

Input

Voltage	120VAC, 60Hz, 9A max
Input Fuse	6.3A/250V

Output

Voltage	24VDC @ 10A
Auxiliary	1A (unswitched)
Protection	Overvoltage protection. Filtered and regulated

Battery Charging

Capacity	12VDC/12AH (4 within enclosure) 40AH/65AH (requires separate enclosure)
----------	--

Type	Sealed lead acid or gel type
Failover	Upon AC loss, instantaneous

Batteries are sold separately

Fire Alarm Disconnect

Supervised	Latching or non-latching
EOL	10K Resistor

Supervision

AC Failure	Form "C" contacts
Battery	Form "C" contacts

Low DC Power Shutdown

Shuts down DC output terminals if battery voltage drops below 70-75% for 24V units (depending on the power supply). Prevents deep battery discharge

Indicators (LED)

AC Input	120VAC is present
DC Output	24VDC is present
Battery	Discharged or not connected

Two (2) Network Access Power Controllers (LINQ8ACM):

Input

Voltage	24VDC from eFlow104NB and 12VDC from VR6
Input Fuses	15A/32V

Outputs

Fuse protected outputs

Any of the eight (8) fuse protected power outputs are selectable to follow power Input 1 or Input 2

Individual outputs may be set to OFF position for servicing

Output Fuses: 3A/32V

Programming Features:

Eight (8) Programmable Outputs:

- Fail-safe, fail-secure or auxiliary outputs
- Input controlled or manually controlled through software
- High (over) and low (under) voltage and current monitoring by output
- Multiple outputs may be programmed to be triggered by a single input
- Battery back-up by output

Eight (8) Programmable Trigger Inputs:

- Normally open (NO), Normally closed (NC) or Open collector sink inputs
- Wet Input (5VDC - 24VDC) with 10k resistor
- Any combination of the above

Other Programmable Trigger Inputs:

- Monitor power supply(ies) input for voltage and current limits (high/low)
- Input and output current calibration, Programmable timer events
- Programmable user levels, Enable or disable alerts by type
- Programmable alert reporting delay

Indicators (LED)

Green AC LED:	indicates AC trouble condition
Green BAT LED:	indicates battery trouble condition
Green FACP LED:	indicates FACP disconnect is triggered
Flashing Blue Heartbeat LED:	indicates network connection
Individual OUT1 - OUT8 Red LEDs:	indicate outputs are triggered
Individual Voltage LEDs:	indicate 12VDC (Green) or 24VDC (Red)

Two (2) Voltage Regulators (VR6):

Input

Voltage	24VDC from eFlow104NB
---------	-----------------------

Output

Voltage	12VDC
Current	6A continuous
Other	Surge suppression

Indicators (LED)

Input	24VDC is present
Output	Powered

Two (2) Network Power Distribution Modules (LINQ8PD):

Input:

Voltage	24VDC from eFlow104NB and 12VDC from VR6
Input Fuses	15A/32V

Outputs:

Output Ratings:	Fused outputs rated 3A/32V
Other:	Power output can be locally or remotely controlled Surge suppression

Status Monitoring:

Power Supply(ies) output voltage and load
Voltage and load of each output
FACP trigger and reset status
Unit temperature (Celsius)
Power Supply AC and Battery status
Battery health

Indicators (LED):

Bat Local	Charging current status
FACP	Triggered / Released
Input	Input signal
Out1 - Out8	Output status

Reporting:

Windows Dashboard Alert messages
E-mail notifications
Event Log tracks history

Programming Features:

Power Supply(ies) voltage and load limits (High/Low)
FACP trigger type (wet or dry-NO/NC)
Input Function (FACP reset/tamper)
Output Reset Trigger (NO/NC)
Battery Monitor Configuration:
- Battery condition (Low/Normal/Missing)
- Service Date
Configurable Output Relay(s).
Individual Output Configuration:
- Device ID
- Voltage and Current Limits (High/Low)
- FACP Trigger Setting (latching/non-latching/inactive)
- Battery Backup

Fire Alarm Interface:

Supervised FACP disconnect (Latching or Non-Latching)
FACP reset (NC or NO)

T3M77CK1Q Kit:

Agency Listings

CE European Conformity

Physical and Environmental:

Dimensions (H x W x D)

Enclosure: 36.12" x 30.125" x 7.06" (917.5mm x 768.1mm x 179.3mm)
Shipping: 40.75" x 35.25" x 12" (1035.1mm x 895.4mm x 304.8mm)

Weight (approx.)

Product: 95.6 lb. (43.36 kg)
Shipping: 108.8 lb. (49.35 kg)

Temperature

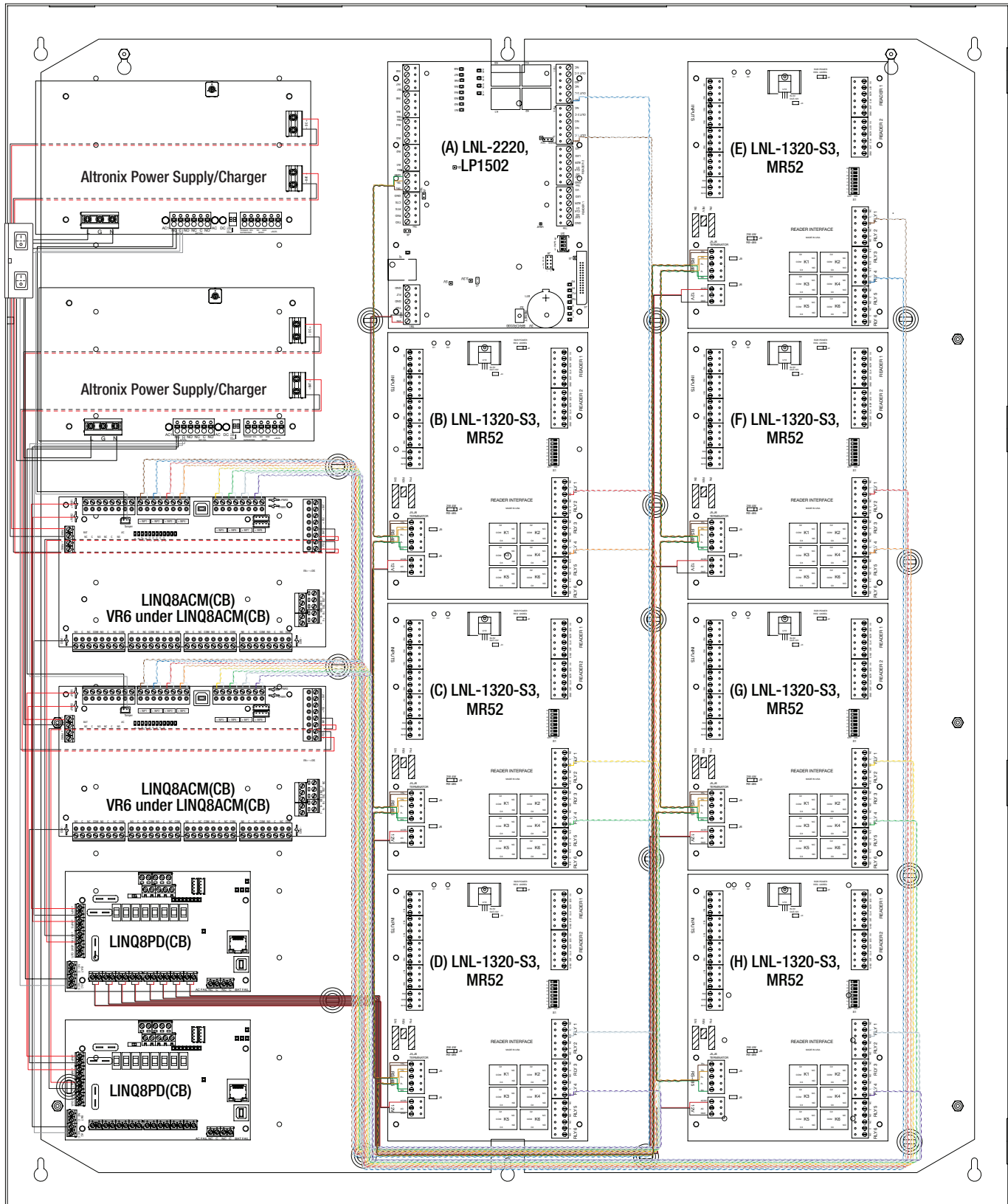
Operating 0°C to 49°C (32°F to 120°F)
Storage - 20°C to 70°C (- 4°F to 158°F)

Relative Humidity

85% +/- 5%

BTU/Hr. (approx.):

289 BTU/Hr.



Accessories (order separately)



WM5

WM5, WM25, WM100 - Magnetic Cable Tie Mounts


Altronix WM5, WM25, and WM100 are packs of 5, 25 or 100 magnetic cable tie mounts respectively. They accommodate standard zip ties or velcro straps. These are ideal for wire management in our Trove series.



Mounting Magnet

MM4, MM8, MM12, MM24 - Magnetic Mounting Solution

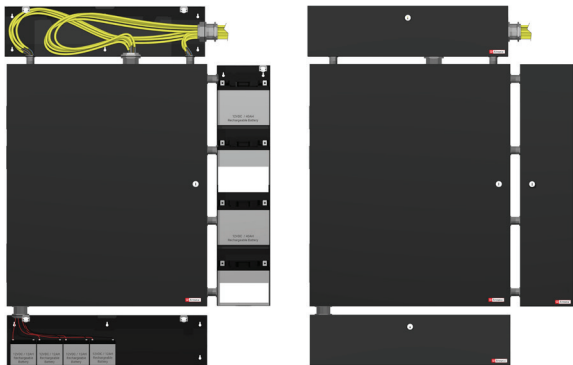
Altronix mounting magnets accommodate screws and nylon standoffs to allow for mounting various boards/accessories in any metal enclosure or backplane.



BR1

BR1 - Sub-Assembly Mounting Bracket

Altronix BR1 mounting bracket is compatible with Altronix Maximal and Trove enclosures. It allows to mount one (1) PD4UL(CB), PD8UL(CB), ACM4(CB), MOM5, VR6, PDS8, NetWay5B or LINQ8PD(CB) sub-assembly on the enclosure's inside wall, saving valuable space.



Typical battery/wiring setup with Trove3 Enclosure (not included)

TROVE3BWC / TROVE3SWC - Battery/Wire Trough Enclosure

Altronix Trove3BWC and Trove3SWC are dual-purpose enclosures that can be used as wiring troughs or battery cabinets when mounted above or below (Trove3BWC) or on either side (Trove3SWC) of the Trove integrated power and access solution. The knockouts on the Trove3BWC and Trove3SWC have been strategically placed to line up with the Trove3 allowing for easy conduit connections between cabinets. Trove3BWC and Trove3SWC include cam locks and 2 tamper switches each to ensure access to wiring and batteries is secure.

Dimensions and Drawing

Dimensions (H x W x D approximate)

36.12" x 30.125" x 7.06" (917.5mm x 768.1mm x 179.3mm)

