

## T3M77LXK2DV (Pre-wired Kit)


### Access and Power Integration Solution for Mercury



Altronix T3M77LXK2DV is a 14-door access and power integration kit which includes Altronix power and sub-assemblies along with factory installed wire management and wire assemblies that are pre-configured with terminal blocks for Mercury hardware. This unit provides ample power and dual voltage outputs to support Mercury platform controllers and locking devices. The T3M77LXK2DV accommodates up to one (1) Intelligent Controller and seven (7) Dual Reader Interface Modules. Trove Plus simplifies field installations and provides reliable, robust critical power and control for the most demanding applications.

#### \*Also compatible with these authentic Mercury partners:

AccessNsite, Avigilon, BadgePass, BluBox, Feenics, Genetec, Identicon, IMRON, Johnson Controls, Kastle, Keri Systems, LockState, Maxxess, Midpoint Security, NLSS, Open Options, Panasonic i-PRO MonitorCast, Quintron, RS2, S2 Security, Schneider Electric, Vanderbilt.



T3M77LXK2DV - includes (2) AL1024XB2V, (2) ACMS8CB, (2) VR6, (2) PDS8CB, wire harnesses and finger duct

*Mercury boards are not included*

### Key Features

- Accommodates the following Mercury controllers:
  - 1 - LP2500 and 7 - MR52
- Convenient knockout configuration:
  - One (1) single knockout - 2" Conduit
  - Two (2) double knockout - 1.25" Conduit and 1.5" Conduit
  - Thirteen (13) double knockouts - 3/4" Conduit and 1" Conduit
- Unit includes:
  - Removable backplane
  - 3" high finger duct for wire management
  - Custom Wire Harnesses for power distribution and controller connections
- 16 AWG galvanized steel backplane simplifies board layout and wire management
- Supervision
  - AC Fail
  - Low Battery and Battery Presence
- CE European Conformity
- Enclosure accommodates up to four (4) 12VDC/12AH batteries
- Lifetime Warranty\*

*\*Altronix Power Supply/Chargers and Sub-Assemblies only*

**Specifications****Two (2) Power Supplies (AL1024XB2V):****Input**

Voltage	220VAC (working range 198VAC-256VAC), 50/60Hz, 5A
Input Fuse	5A/250V

**Outputs**

Voltage	24VDC
Current	10A @ 24VDC continuous max
Other	Overvoltage protection. Filtered and regulated

**Battery Charging**

Capacity	12VDC/12AH (4 within enclosure) 40AH/65AH (requires separate enclosure)
Type	Sealed lead acid or gel type
Failover	Upon AC loss, instantaneous
Batteries are sold separately	

**Supervision**

AC Failure	Form "C" contacts
Battery	Form "C" contacts

**Indicators (LED)**

Input	220VAC is present
DC Output	Powered
Battery	Discharged or not connected

**Two (2) Dual Input Access Power Controllers (ACMS8CB):****Input**

Voltage	24VDC from AL1024XB2V and 12VDC from VR6
Input PTCs	9A

**Outputs**

Voltage	12 or 24VDC individually selectable
Eight (8) selectable 12VDC - 24VDC independently controlled outputs or eight (8) independently controlled Form "C" relay outputs:	
a) Fail-Safe and/or Fail-Secure power outputs	
b) Form "C" Relays. 28VAC or VDC @ 2.5A Rated	
c) Auxiliary power outputs (unswitched)	
d) Any combination of the above	
Any of the eight (8) PTC protected power outputs are selectable to follow power Input 1 or Input 2	
Individual outputs may be set to OFF position for servicing	
Output PTCs	2.5A

**Indicators (LED)**

Red LEDs	Outputs are triggered (relays energized)
Blue LED	FACP disconnect is triggered
Individual voltage LEDs:	
Green:	12VDC
Red:	24VDC

**Two (2) Voltage Regulators (VR6):****Input**

Voltage	24VDC from AL1024XB2V
---------	-----------------------

**Output**

Voltage	12VDC
Current	6A continuous
Other	Surge suppression

**Indicators (LED)**

Input	24VDC is present
Output	Powered

**Two (2) Dual Input Power Distribution Modules (PDS8CB):****Input**

Voltage	24VDC from AL1024XB2V and 12VDC from VR6
Input PTCs	9A

**Outputs**

Voltage	12VDC and/or 24VDC
Any of the eight (8) power outputs are selectable to follow power Input 1 or Input 2	
Individual outputs may be set to OFF position for servicing	
Output PTCs	2.5A

**Indicators (LED)**

DC Output	Eight (8) individual output LEDs
Green:	12VDC
Red:	24VDC

**T3M77LXK2DV Kit:****Agency Listings**

CE	European Conformity
----	---------------------

**Physical and Environmental:****Dimensions (H x W x D)**

Enclosure:	36.12" x 30.125" x 7.06" (917.5mm x 768.1mm x 179.3mm)
Shipping:	40.75" x 35.25" x 12" (1035.1mm x 895.4mm x 304.8mm)

**Weight (approx.)**

Product:	85.6 lb. (38.83 kg)
Shipping:	98.8 lb. (44.82 kg)

**Temperature**

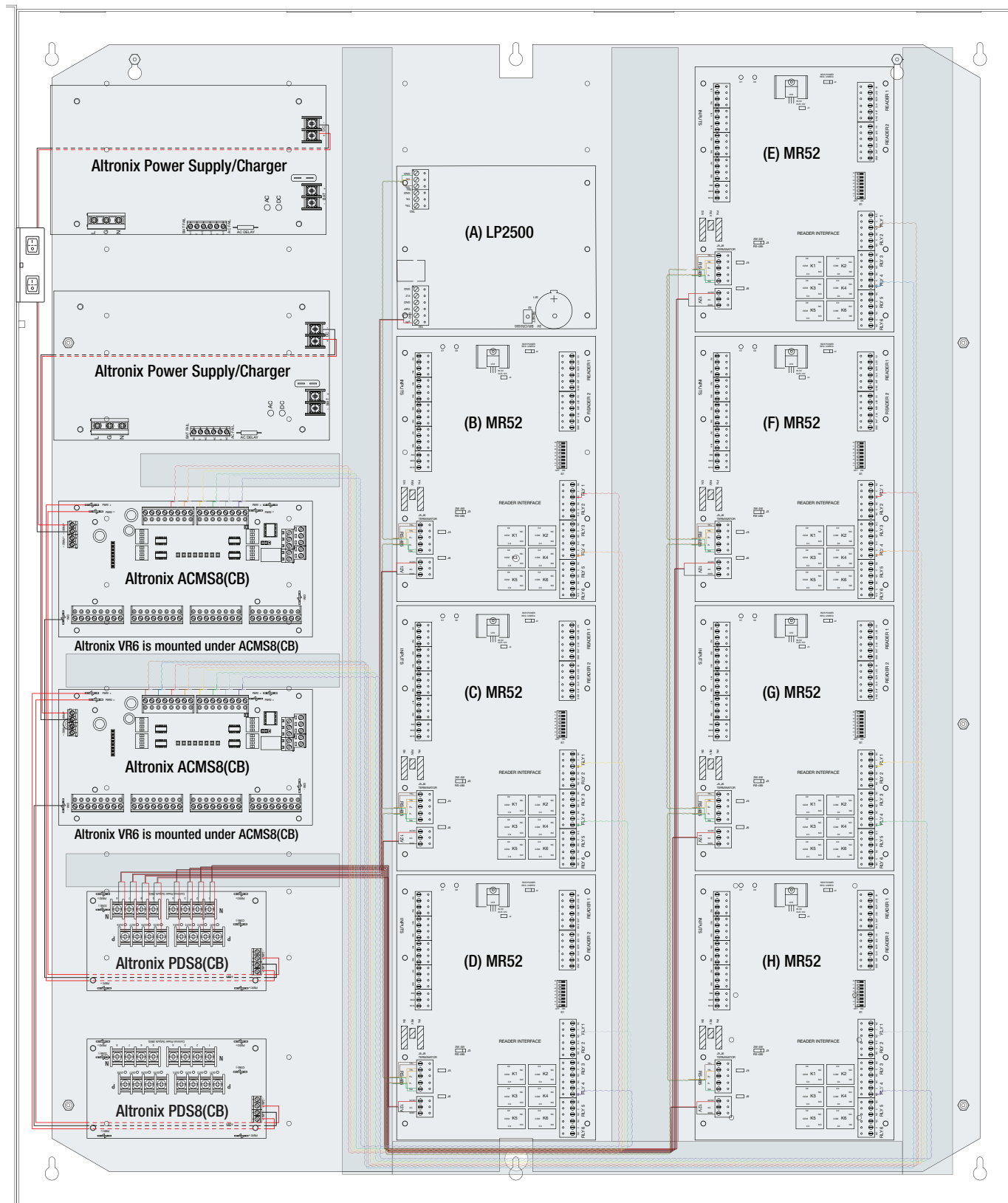
Operating	0°C to 49°C (32°F to 120°F)
Storage	- 20°C to 70°C (- 4°F to 158°F)

**Relative Humidity**

BTU/Hr. (approx.):	85% +/- 5%
--------------------	------------

# T3M77LXK2DV (Pre-wired Kit)

Access and Power Integration Solution for Mercury



## Accessories (order separately)



WM5

### WM5, WM25, WM100 - Magnetic Cable Tie Mounts

Altronix WM5, WM25, and WM100 are packs of 5, 25 or 100 magnetic cable tie mounts respectively. They accommodate standard zip ties or velcro straps. These are ideal for wire management in our Trove series.



Mounting Magnet

### MM4, MM8, MM12, MM24 - Magnetic Mounting Solution


Altronix mounting magnets accommodate screws and nylon standoffs to allow for mounting various boards/ accessories in any metal enclosure or backplane.



BR1

### BR1 - Sub-Assembly Mounting Bracket

Altronix BR1 mounting bracket is compatible with Altronix Maximal and Trove enclosures. It allows to mount one (1) PD4UL(CB), PD8UL(CB), ACM4(CB), MOM5, VR6, PDS8, NetWay5B or LINQ8PD(CB) sub-assembly on the enclosure's inside wall, saving valuable space.



Typical battery/wiring setup with Trove3 Enclosure (not included)

### TROVE3BWC / TROVE3SWC - Battery/Wire Trough Enclosure

Altronix Trove3BWC and Trove3SWC are dual-purpose enclosures that can be used as wiring troughs or battery cabinets when mounted above or below (Trove3BWC) or on either side (Trove3SWC) of the Trove integrated power and access solution. The knockouts on the Trove3BWC and Trove3SWC have been strategically placed to line up with the Trove3 allowing for easy conduit connections between cabinets. Trove3BWC and Trove3SWC include cam locks and 2 tamper switches each to ensure access to wiring and batteries is secure.

## Dimensions and Drawing

Dimensions (H x W x D approximate)

36.12" x 30.125" x 7.06" (917.5mm x 768.1mm x 179.3mm)

