

T3MK77F16 (Kit)


Access & Power Integration Solution for Mercury



Altronix T3MK77F16 kit consists of Trove3 enclosure and TM3 Altronix & Mercury backplane with two 24VDC @ 10A power supply/chargers, two eight (8) fuse protected output access control modules and two eight (8) fuse protected output power distribution modules. This kit also accommodates various combinations of Mercury* boards for up to sixteen (16) doors in a single enclosure. Trove simplifies board layout and wire management, reduces installation time and labor costs.

***Also compatible with these authentic Mercury partners:**

AccessNsite, Avigilon, BadgePass, BluBox, Feenics, Genetec, Identocard, IMRON, Johnson Controls, Kastle, Keri Systems, Lenel/S2, LockState, Maxxess, Midpoint Security, NLSS, Open Options, Panasonic Video Insight, Quintron, RS2, Schneider Electric, Vanderbilt



T3MK77F16

Mercury boards are not included



Key Features

- 24VDC power supply/chargers
- Accommodates the following Mercury controllers:
Mercury: LP1501, LP1502, LP2500, LP4502, MR16IN, MR16OUT, MR50, MR52, MR62e, MUX8
- Convenient knockout configuration:
 - One (1) single knockout 2.415" (2" Conduit)
 - One (1) double knockout 1.948" (1.5" Conduit) / 1.701" (1.25" Conduit)
 - Sixteen (16) double knockouts 1.362" (1" Conduit) / 1.115" (3/4" Conduit)
- 16 AWG galvanized steel backplane simplifies board layout and wire management
- Enclosure accommodates up to four (4) 12VDC/12AH batteries
- Supervision
 - AC Fail
 - Low Battery and Battery Presence
 - Low power shutdown
- Agency Listings:
 - All Altronix components of this Trove kit are UL Listed sub-assemblies. Please refer to the Sub-Assembly Installation Guides for further information
 - UL: UL294 - Access Control System
 - cUL: CAN/ULC - s319-05 - Electronic Access Control Systems
 - CE European Conformity
- Lifetime Warranty*

**Altronix Power Supply/Chargers and Sub-Assemblies only*

Specifications

Two (2) Power Supply/Chargers (eFlow104NB):

Input

Voltage 120VAC, 60Hz, 9A
Input Fuse 6.3A/250V

Output

Voltage 24VDC @ 10A
Auxiliary 1A (unswitched)
Protection Overvoltage protection. Filtered and regulated

Battery Charging

Capacity 12VDC/12AH (2 within enclosure)
40AH/65AH (requires separate enclosure)
Type Sealed lead acid or gel type
Failover Upon AC loss, instantaneous
Batteries are sold separately

Fire Alarm Disconnect

Supervised Latching or non-latching
EOL 10K Resistor

Supervision

AC Failure Form "C" contacts
Battery Form "C" contacts

Low DC Power Shutdown

Shuts down DC output terminals if battery voltage drops below 70-75% for 24V units (depending on the power supply).
Prevents deep battery discharge

Indicators (LED)

AC Input 120VAC is present
DC Output Powered
Battery Discharged or not connected

Two (2) Power Distribution Modules (PD8UL):

Input

Voltage 24VDC from eFlow104NB

Outputs

Voltage 24VDC
Fuses 3.5A/250V

Indicators (LED)

Green LED DC Output

Two (2) Access Power Controllers (ACM8):

Input

Voltage 24VDC from eFlow104NB
Input Fuse 10A/250V

Outputs

Voltage 24VDC
Eight (8) 24VDC independently controlled fused outputs:
a) Fail-Safe and/or Fail-Secure power outputs
Form "C" Relays rated 28VAC or VDC @ 2.5A
b) Auxiliary power outputs (unswitched)
c) Any combination of the above

Output Fuses 3.5A/250V

Indicators (LED)

Red LEDs Outputs are triggered (relays energized)
Green LED FACP disconnect is triggered

T3MK77F16 Kit:

Agency Listings

All components of this Trove kit are UL Listed sub-assemblies. Please refer to the corresponding Sub-Assembly Installation Guides for further information

CE European Conformity

Physical and Environmental

Dimensions (H x W x D)

Enclosure:
36.12" x 30.125" x 7.06" (917.5mm x 768.1mm x 179.3mm)
Shipping:
40.75" x 35.25" x 12" (1035.1mm x 895.4mm x 304.8mm)

Weight (approx.)

Product 85.6 lb. (38.83 kg)
Shipping 98.8 lb. (44.82 kg)

Temperature

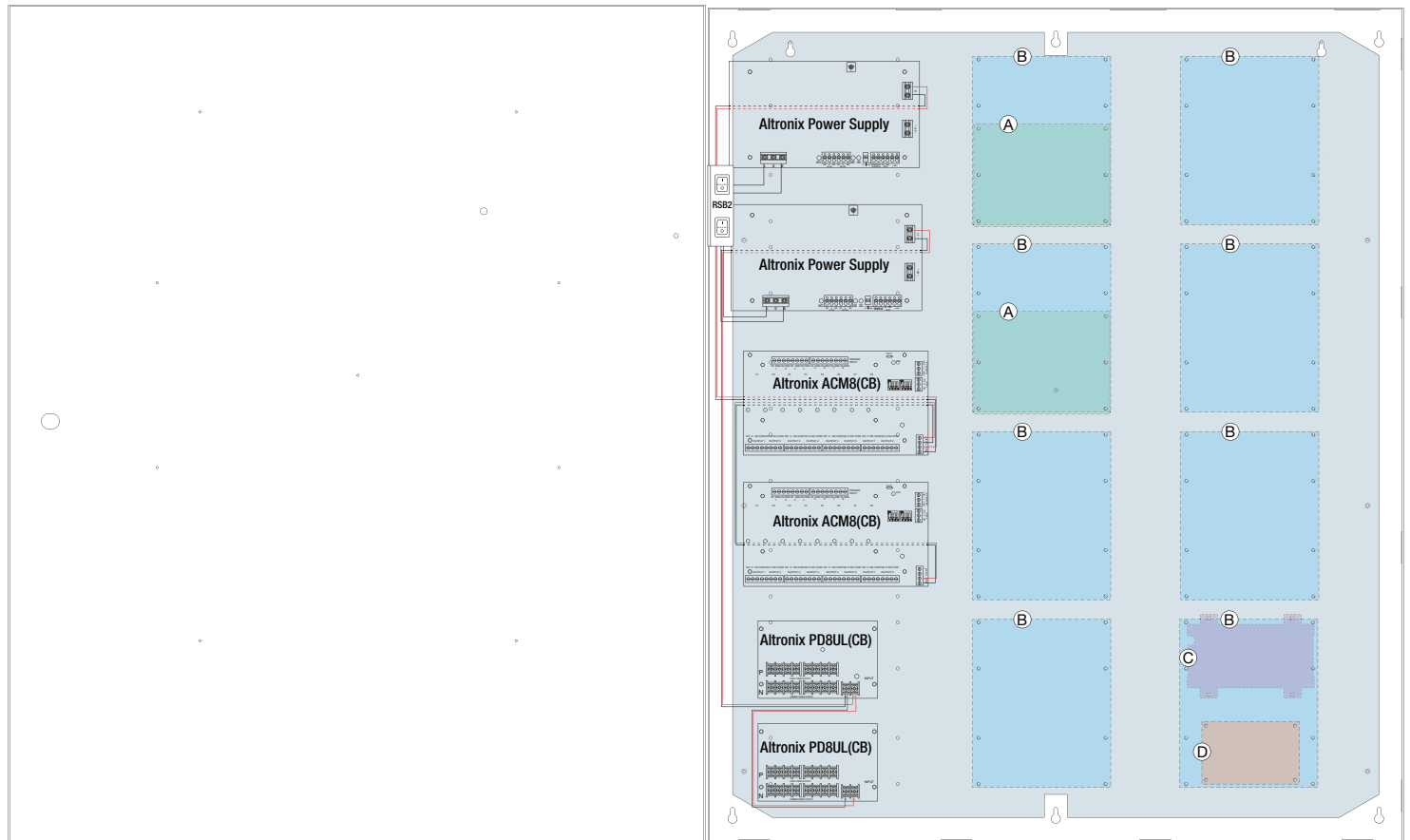
Operating 0°C to 49°C (32°F to 120°F)
Storage - 20°C to 70°C (- 4°F to 158°F)

Relative Humidity 85% +/- 5%

BTU/Hr (approx.): 289 BTU/Hr.

Access Controller Position Chart for the Following Models:

Altronix/Mercury	Pem Mounting
LP2500, MUX8	(A)
LP1502, LP4502, MR52, MR16IN, MR16OUT	(B)
LP1501, MR62e	(C)
MR50	(D)



Accessories (order separately)



LINQ2

LINQ2 - Network Supervision

Altronix LINQ2 Network Communication Module provides remote supervision, control and monitoring over LAN/WAN

- Remotely reports accurate power diagnostics
- Controls power and resets devices
- Reports system diagnostics via Email



WM5

WM5, WM25, WM100 - Magnetic Cable Tie Mounts

Altronix WM5, WM25, and WM100 are packs of 5, 25 or 100 magnetic cable tie mounts respectively. They accommodate standard zip ties or velcro straps. These are ideal for wire management in our Trove series.



Mounting Magnet

MM4, MM8, MM12, MM24 - Magnetic Mounting Solution

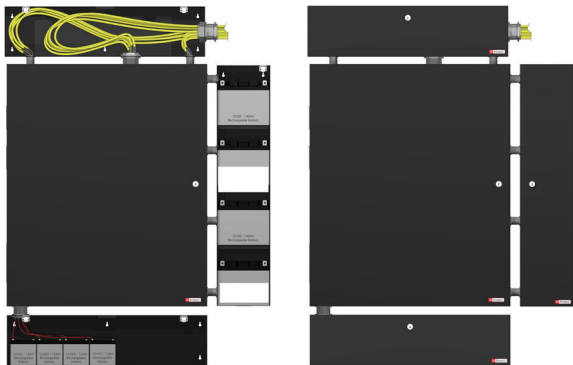
Altronix mounting magnets accommodate screws and nylon standoffs to allow for mounting various boards/ accessories in any metal enclosure or backplane.



BR1

BR1 - Sub-Assembly Mounting Bracket

Altronix BR1 mounting bracket is compatible with Altronix Maximal and Trove enclosures. It allows to mount one (1) PD4UL(CB), PD8UL(CB), ACM4(CB), MOM5, VR6, PDS8, NetWay5B or LINQ8PD(CB) sub-assembly on the enclosure's inside wall, saving valuable space.



TROVE3BWC / TROVE3SWC - Battery/Wire Trough Enclosure

Altronix Trove3BWC and Trove3SWC are dual-purpose enclosures that can be used as wiring troughs or battery cabinets when mounted above or below (Trove3BWC) or on either side (Trove3SWC) of the Trove integrated power and access solution. The knockouts on the Trove3BWC and Trove3SWC have been strategically placed to line up with the Trove3 allowing for easy conduit connections between cabinets. Trove3BWC and Trove3SWC include cam locks and 2 tamper switches each to ensure access to wiring and batteries is secure.

Typical battery/wiring setup with Trove3 Enclosure (not included)

Dimensions and Drawing

Dimensions (H x W x D approximate)
 36.12" x 30.125" x 7.06" (917.5mm x 768.1mm x 179.3mm)

