

T3SK758D (Kit)

Access & Power Integration Solution for Software House

TROVE™

Altronix T3SK758D kit consists of Trove3 enclosure and TSH3 Software House/Altronix back-plane with 24VDC @ 10A and 12VDC @ 10A power supply/chargers, eight (8) PTC protected output access control module and eight (8) PTC protected output power distribution module. This kit also accommodates various combinations of Software House boards for up to eight (8) doors in a single enclosure. Trove simplifies board layout and wire management, reduces installation time and labor costs.

SOFTWARE HOUSE

T3SK758D

*Software House boards are not included***Key Features**

- Accommodates the following Software House controllers:
iStar Ultra GCM and iStar Ultra ACM boards or
iSTAR Pro GCM and iSTAR ACM SE/PRO ACM boards,
as well as I8, R8, and I8-CSI boards
- Convenient knockout configuration:
 - One (1) single knockout 2.415" (2" Conduit)
 - One (1) double knockout
1.948" (1.5" Conduit) / 1.701" (1.25" Conduit)
 - Sixteen (16) double knockouts
1.362" (1" Conduit) / 1.115" (3/4" Conduit)
- 16 AWG galvanized steel backplane simplifies board layout and wire management
- Enclosure accommodates up to four (4) 12VDC/12AH batteries
- Supervision
 - AC Fail
 - Battery Fail and Battery Presence
- Agency Listings:
 - All Altronix components of this Trove kit are UL Listed sub-assemblies. Please refer to the Sub-Assembly Installation Guides for further information
 - UL: UL294 - Access Control System
 - cUL: CAN/ULC - s319-05 - Electronic Access Control Systems
 - CE European Conformity
- Lifetime Warranty*

**Altronix Power Supply/Chargers and Sub-Assemblies only*

Specifications**Power Supply 1 (AL1024ULXB2):****Input**

Voltage	115VAC 60Hz, 4.2A max.
Input Fuse	5A/250V

Output

Voltage	24VDC
Current	10A @ 24VDC continuous max.
Other	Overvoltage protection. Filtered and regulated

Power Supply 2 (AL1012ULXB):**Input**

Voltage	115VAC, 60Hz, 2.6A max.
Fusing	5A/250V

Output

Voltage	12VDC
Current	10A @ 12VDC continuous max.
Other	Overvoltage protection. Filtered and regulated

Both Power Supplies:**Battery Charging**

Capacity	12VDC/12AH (2 within enclosure) 40AH/65AH (requires separate enclosure)
Type	Sealed lead acid or gel type
Failover	Upon AC loss, instantaneous
Batteries are sold separately	

Supervision

AC Failure	Form "C" contacts
Battery	Form "C" contacts

Indicators (LED)

Input	115VAC is present
DC Output	Powered
Battery	Discharged or not connected

Power Distribution Module (PD8ULCB):**Input**

Voltage	12VDC from AL1012ULXB
---------	-----------------------

Outputs

Voltage	12VDC
PTCs	2.5A

Indicators (LED)

Green LED	DC Output
-----------	-----------

Access Power Controller (ACM8CB):**Input**

Voltage	24VDC from AL1024ULXB2
Input Fuse	10A/250V

Outputs

Voltage	24VDC
Eight (8) 24VDC independently controlled PTC outputs:	
a) Fail-Safe and/or Fail-Secure power outputs	
Form "C" Relays rated 28VAC or VDC @ 2.5A	
b) Auxiliary power outputs (unswitched)	
c) Any combination of the above	

Output PTCs	2.5A
-------------	------

Indicators (LED)

Red LEDs	Outputs are triggered (relays energized)
Green LED	FACP disconnect is triggered

T3SK758D Kit:**Agency Listings**

All components of this Trove kit are UL Listed sub-assemblies
Please refer to the corresponding Sub-Assembly Installation Guides
for further information

CE	European Conformity
----	---------------------

Physical and Environmental**Dimensions (H x W x D)**

Enclosure:	36.12" x 30.125" x 7.06" (917.5mm x 768.1mm x 179.3mm)
Shipping:	40.75" x 35.25" x 12" (1035.1mm x 895.4mm x 304.8mm)

Weight (approx.)

Product	84.2 lb. (38.2 kg)
Shipping	97.5 lb. (44.22 kg)

Temperature

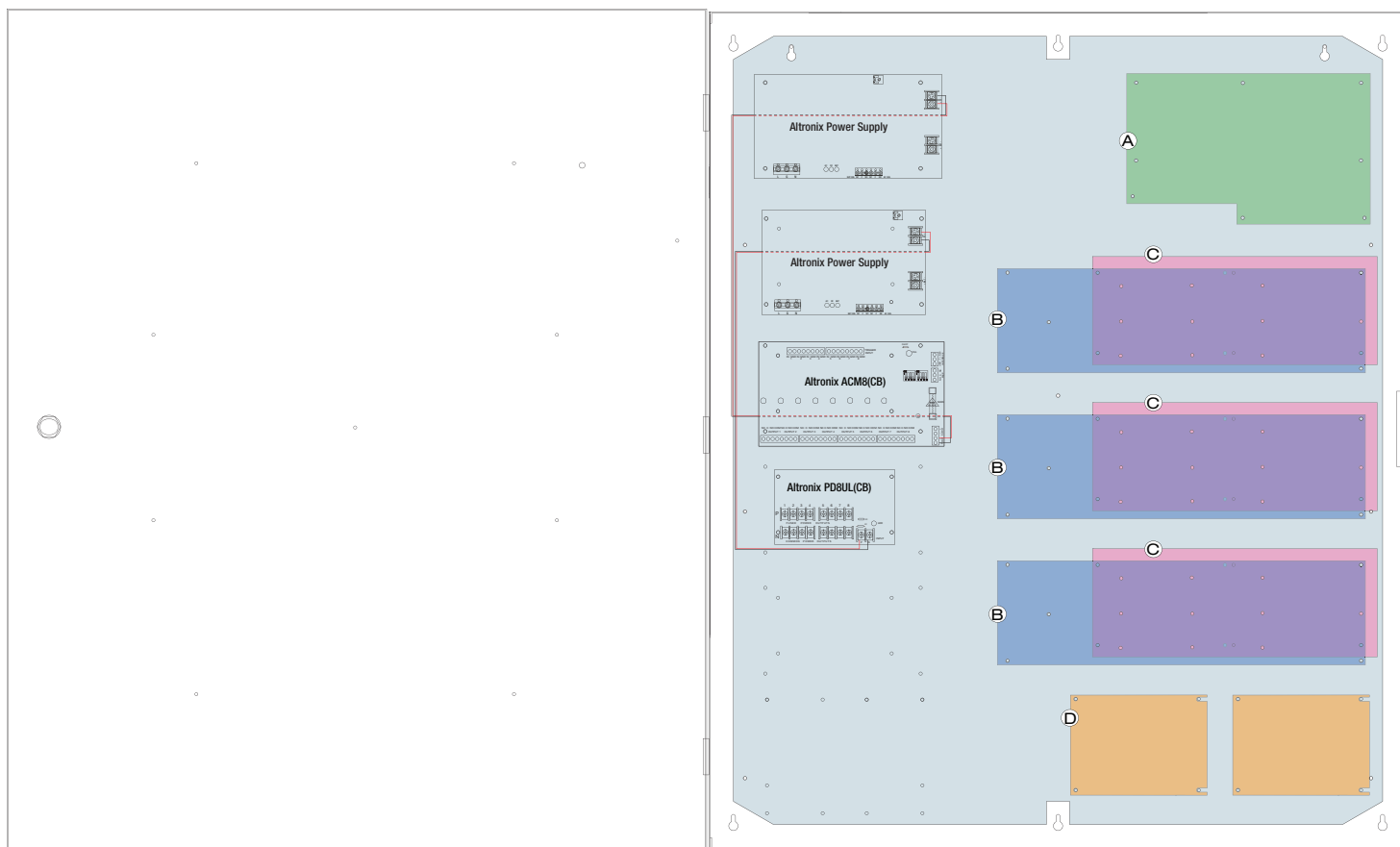
Operating	0°C to 49°C (32°F to 120°F)
Storage	-20°C to 70°C (-4°F to 158°F)

Relative Humidity	85% +/- 5%
-------------------	------------

BTU/Hr (approx.):	217 BTU/Hr.
-------------------	-------------

Access Controller Position Chart for the Following Models:

Software House	Pem Mounting
iStar Pro GCM	(A)
iStar Ultra GCM	(B)
iStar Pro ACM, iSTAR ACM SE	(C)
iStar Ultra ACM	(D)
I8, R8 or I8-CSI	(E)



Accessories (order separately)

WM5

WM5, WM25, WM100 - Magnetic Cable Tie Mounts


Altronix WM5, WM25, and WM100 are packs of 5, 25 or 100 magnetic cable tie mounts respectively. They accommodate standard zip ties or velcro straps. These are ideal for wire management in our Trove series.



Mounting Magnet

MM4, MM8, MM12, MM24 - Magnetic Mounting Solution


Altronix mounting magnets accommodate screws and nylon standoffs to allow for mounting various boards/ accessories in any metal enclosure or backplane.



BR1

BR1 - Sub-Assembly Mounting Bracket

Altronix BR1 mounting bracket is compatible with Altronix Maximal and Trove enclosures. It allows to mount one (1) PD4UL(CB), PD8UL(CB), ACM4(CB), MOM5, VR6, PDS8, NetWay5B or LINQ8PD(CB) sub-assembly on the enclosure's inside wall, saving valuable space.

*Typical battery/wiring setup with Trove3 Enclosure (not included)***TROVE3BWC / TROVE3SWC - Battery/Wire Trough Enclosure**

Altronix Trove3BWC and Trove3SWC are dual-purpose enclosures that can be used as wiring troughs or battery cabinets when mounted above or below (Trove3BWC) or on either side (Trove3SWC) of the Trove integrated power and access solution. The knockouts on the Trove3BWC and Trove3SWC have been strategically placed to line up with the Trove3 allowing for easy conduit connections between cabinets. Trove3BWC and Trove3SWC include cam locks and 2 tamper switches each to ensure access to wiring and batteries is secure.

Dimensions and Drawing

Dimensions (H x W x D approximate)

36.12" x 30.125" x 7.06" (917.5mm x 768.1mm x 179.3mm)

